

FORM NO. MGT-7

[Pursuant to sub-Section(1) of section 92 of the Companies Act, 2013 and sub-rule (1) of rule 11of the Companies (Management and Administration) Rules, 2014]



Annual Return

(other than OPCs and Small Companies)

Form language ☒ English ☐ Hindi

Refer the instruction kit for filing the form.

I. REGISTRATION AND OTHER DETAILS

(i) * Corporate Identification Number (CIN) of the company

L21010GJ1960PLC018099

Pre-fill

Global Location Number (GLN) of the company

* Permanent Account Number (PAN) of the company

AAACT6305N

(ii) (a) Name of the company

JK PAPER LIMITED

(b) Registered office address

P.O. Central Pulp Mills
Fort Songarh,
District Tapi
Gujarat
394660



(c) *e-mail ID of the company

shares@jkmall.com

(d) *Telephone number with STD code

01166001132

(e) Website

www.jkpaper.com

(iii) Date of Incorporation

(iv)	Type of the Company	Category of the Company	Sub-category of the Company
	Public Company	Company limited by shares	Indian Non-Government company

(v) Whether company is having share capital

☒ Yes

☐ No

(vi) *Whether shares listed on recognized Stock Exchange(s)

☒ Yes

☐ No

(a) Details of stock exchanges where shares are listed

S. No.	Stock Exchange Name	Code

(b) CIN of the Registrar and Transfer Agent

U67120WB2011PLC165872

Pre-fill

Name of the Registrar and Transfer Agent

MCS SHARE TRANSFER AGENT LIMITED

Registered office address of the Registrar and Transfer Agents

383 LAKE GARDENS
1ST FLOOR

(vii) *Financial year From date 01/04/2024 (DD/MM/YYYY) To date 31/03/2025 (DD/MM/YYYY)

(viii) *Whether Annual general meeting (AGM) held ☒ Yes ☐ No

(a) If yes, date of AGM

(b) Due date of AGM

30/09/2025

(c) Whether any extension for AGM granted

☐ Yes ☒ No

II. PRINCIPAL BUSINESS ACTIVITIES OF THE COMPANY

*Number of business activities

1

S.No	Main Activity group code	Description of Main Activity group	Business Activity Code	Description of Business Activity	% of turnover of the company
1	C	Manufacturing	C3	Wood and wood products, furniture, paper and paper products	99.44

III. PARTICULARS OF HOLDING, SUBSIDIARY AND ASSOCIATE COMPANIES (INCLUDING JOINT VENTURES)

*No. of Companies for which information is to be given

11

Pre-fill All

S.No	Name of the company	CIN / FCRN	Holding/ Subsidiary/Associate/ Joint Venture	% of shares held
1	JAYKAYPUR INFRASTRUCTURE	U45201OR2008PLC010523	Subsidiary	100
2	SONGADH INFRASTRUCTURE &	U45203GJ2009PLC055810	Subsidiary	100

3	JK Paper International (Singapore) Private Limited		Subsidiary	100
4	ENVIRO TECH VENTURES LIMITED	U73100GJ2007PLC075963	Subsidiary	96.08
5	THE SIRPUR PAPER MILLS LTD	U21010TG1938PLC000591	Subsidiary	96.27
6	JKPL PACKAGING PRODUCTS LIMITED	U36991DL2021PLC383047	Subsidiary	100
7	HORIZON PACKS PRIVATE LIMITED	U21014MH2001PTC133116	Subsidiary	100
8	SECURIPAX PACKAGING PRIVATE LIMITED	U74999DL1980PTC122583	Subsidiary	100
9	JKPL UTILITY PACKAGING SOLUTIONS PRIVATE LIMITED	U21014KA2008PTC045299	Subsidiary	100
10	RADHESHAM WELLPACK PRIVATE LIMITED	U29195PN1991PTC063217	Subsidiary	60
11	QUADRAGEN VETHEALTH PRIVATE LIMITED	U24301KA2010PTC055162	Subsidiary	62

IV. SHARE CAPITAL, DEBENTURES AND OTHER SECURITIES OF THE COMPANY

(i) * SHARE CAPITAL

(a) Equity share capital

Particulars	Authorised capital	Issued capital	Subscribed capital	Paid up capital
Total number of equity shares	500,000,000	169,402,344	169,402,344	169,402,344
Total amount of equity shares (in Rupees)	5,000,000,000	1,694,023,440	1,694,023,440	1,694,023,440

Number of classes

1

Class of Shares	Authorised capital	Issued capital	Subscribed capital	Paid up capital
Number of equity shares	500,000,000	169,402,344	169,402,344	169,402,344
Nominal value per share (in rupees)	10	10	10	10
Total amount of equity shares (in rupees)	5,000,000,000	1,694,023,440	1,694,023,440	1,694,023,440

(b) Preference share capital

Particulars	Authorised capital	Issued capital	Subscribed capital	Paid-up capital
Total number of preference shares	20,000,000	0	0	0
Total amount of preference shares (in rupees)	2,000,000,000	0	0	0

Number of classes

1

Class of shares	Authorised capital	Issued capital	Subscribed capital	Paid up capital
Number of preference shares	20,000,000	0		
Nominal value per share (in rupees)	100	100	100	100
Total amount of preference shares (in rupees)	2,000,000,000	0		

(c) Unclassified share capital

Particulars	Authorised Capital
Total amount of unclassified shares	0

(d) Break-up of paid-up share capital

Class of shares	Number of shares			Total nominal amount	Total Paid-up amount	Total premium
Equity shares	Physical	DEMAT	Total			
At the beginning of the year	332,365	169,069,979	169402344	1,694,023,4	1,694,023,4	
		+		+	+	
Increase during the year	0	0	0	0	0	0
i. Public Issues	0	0	0	0	0	0
ii. Rights issue	0	0	0	0	0	0
iii. Bonus issue	0	0	0	0	0	0
iv. Private Placement/ Preferential allotment	0	0	0	0	0	0
v. ESOPs	0	0	0	0	0	0
vi. Sweat equity shares allotted	0	0	0	0	0	0
vii. Conversion of Preference share	0	0	0	0	0	0
viii. Conversion of Debentures	0	0	0	0	0	0
ix. GDRs/ADRs	0	0	0	0	0	0
x. Others, specify						
Decrease during the year	0	0	0	0	0	0
i. Buy-back of shares	0	0	0	0	0	0
ii. Shares forfeited	0	0	0	0	0	0
iii. Reduction of share capital	0	0	0	0	0	0

iv. Others, specify						
At the end of the year	332,365	169,069,979	169402344	1,694,023,4	1,694,023,4	
Preference shares						
At the beginning of the year	0	0	0	0	0	
Increase during the year	0	0	0	0	0	0
i. Issues of shares	0	0	0	0	0	0
ii. Re-issue of forfeited shares	0	0	0	0	0	0
iii. Others, specify						
Decrease during the year	0	0	0	0	0	0
i. Redemption of shares	0	0	0	0	0	0
ii. Shares forfeited	0	0	0	0	0	0
iii. Reduction of share capital	0	0	0	0	0	0
iv. Others, specify						
At the end of the year	0	0	0	0	0	

ISIN of the equity shares of the company

(ii) Details of stock split/consolidation during the year (for each class of shares)

0

Class of shares		(i)	(ii)	(iii)
Before split / Consolidation	Number of shares			
	Face value per share			
After split / Consolidation	Number of shares			
	Face value per share			

(iii) Details of shares/Debentures Transfers since closure date of last financial year (or in the case of the first return at any time since the incorporation of the company) *

☒ Nil

[Details being provided in a CD/Digital Media]

☐

Yes

☐

No

☐

Not Applicable

Separate sheet attached for details of transfers

☐

Yes

☐

No

Note: In case list of transfer exceeds 10, option for submission as a separate sheet attachment or submission in a CD/Digital Media may be shown.

Date of the previous annual general meeting	<input type="text"/>
---------------------------------------------	----------------------

Date of registration of transfer (Date Month Year)	<input type="text"/>
----------------------------------------------------	----------------------

Type of transfer	<input type="text"/>	1 - Equity, 2- Preference Shares,3 - Debentures, 4 - Stock
------------------	----------------------	------------------------------------------------------------

Number of Shares/ Debentures/ Units Transferred	<input type="text"/>	Amount per Share/ Debenture/Unit (in Rs.)	<input type="text"/>
-------------------------------------------------	----------------------	-------------------------------------------	----------------------

Ledger Folio of Transferor	<input type="text"/>
----------------------------	----------------------

Transferor's Name	<input type="text"/>	<input type="text"/>	<input type="text"/>
-------------------	----------------------	----------------------	----------------------

	Surname	middle name	first name
--	---------	-------------	------------

Ledger Folio of Transferee	<input type="text"/>
----------------------------	----------------------

Transferee's Name	<input type="text"/>	<input type="text"/>	<input type="text"/>
-------------------	----------------------	----------------------	----------------------

	Surname	middle name	first name
--	---------	-------------	------------

Date of registration of transfer (Date Month Year)	<input type="text"/>
----------------------------------------------------	----------------------

Type of transfer	<input type="text"/>	1 - Equity, 2- Preference Shares,3 - Debentures, 4 - Stock
------------------	----------------------	------------------------------------------------------------

Number of Shares/ Debentures/ Units Transferred	<input type="text"/>	Amount per Share/ Debenture/Unit (in Rs.)	<input type="text"/>
-------------------------------------------------	----------------------	-------------------------------------------	----------------------

Ledger Folio of Transferor <div style="border: 1px solid black; width: 500px; height: 25px; margin-left: 10px;"></div>			
Transferor's Name	<div style="border: 1px solid black; width: 100%; height: 25px;"></div>	<div style="border: 1px solid black; width: 100%; height: 25px;"></div>	<div style="border: 1px solid black; width: 100%; height: 25px;"></div>
	Surname	middle name	first name
Ledger Folio of Transferee <div style="border: 1px solid black; width: 500px; height: 25px; margin-left: 10px;"></div>			
Transferee's Name	<div style="border: 1px solid black; width: 100%; height: 25px;"></div>	<div style="border: 1px solid black; width: 100%; height: 25px;"></div>	<div style="border: 1px solid black; width: 100%; height: 25px;"></div>
	Surname	middle name	first name

(iv) *Debentures (Outstanding as at the end of financial year)

Particulars	Number of units	Nominal value per unit	Total value
Non-convertible debentures	46,000	100000	3,503,250,000
Partly convertible debentures	0	0	0
Fully convertible debentures	0	0	0
Total			3,503,250,000

Details of debentures

Class of debentures	Outstanding as at the beginning of the year	Increase during the year	Decrease during the year	Outstanding as at the end of the year
Non-convertible debentures	4,097,500,000	0	594,250,000	3,503,250,000
Partly convertible debentures	0	0	0	0
Fully convertible debentures	0	0	0	0

(v) Securities (other than shares and debentures)

0

Type of Securities	Number of Securities	Nominal Value of each Unit	Total Nominal Value	Paid up Value of each Unit	Total Paid up Value
Total					

V. *Turnover and net worth of the company (as defined in the Companies Act, 2013)

(i) Turnover

(ii) Net worth of the Company

0

VI. (a) *SHARE HOLDING PATTERN - Promoters


S. No.	Category	Equity		Preference	
		Number of shares	Percentage	Number of shares	Percentage
1.	Individual/Hindu Undivided Family				
	(i) Indian	3,736,743	2.21	0	
	(ii) Non-resident Indian (NRI)	0	0	0	
	(iii) Foreign national (other than NRI)	0	0	0	
2.	Government				
	(i) Central Government	0	0	0	
	(ii) State Government	0	0	0	
	(iii) Government companies	0	0	0	
3.	Insurance companies	0	0	0	
4.	Banks	0	0	0	
5.	Financial institutions	0	0	0	
6.	Foreign institutional investors	0	0	0	
7.	Mutual funds	0	0	0	
8.	Venture capital	0	0	0	
9.	Body corporate (not mentioned above)	80,343,468	47.43	0	
10.	Others	0	0	0	
	Total	84,080,211	49.64	0	0

Total number of shareholders (promoters)

19

(b) *SHARE HOLDING PATTERN - Public/Other than promoters

S. No.	Category	Equity		Preference	
		Number of shares	Percentage	Number of shares	Percentage

1.	Individual/Hindu Undivided Family				
	(i) Indian	33,205,697	19.6	0	
	(ii) Non-resident Indian (NRI)	3,008,414	1.78	0	
	(iii) Foreign national (other than NRI)	0	0	0	
2.	Government				
	(i) Central Government	0	0	0	
	(ii) State Government	0	0	0	
	(iii) Government companies	0	0	0	
3.	Insurance companies	17,178	0.01	0	
4.	Banks	0	0	0	
5.	Financial institutions	0	0	0	
6.	Foreign institutional investors	20,094,999	11.86	0	
7.	Mutual funds	8,075,927	4.77	0	
8.	Venture capital	0	0	0	
9.	Body corporate (not mentioned above)	5,202,794	3.07	0	
10.	Others AIF, IEPF, Trust, HUF, Trust 	15,717,124	9.28	0	
	Total	85,322,133	50.37	0	0

Total number of shareholders (other than promoters)








156,115

**Total number of shareholders (Promoters+Public/
Other than promoters)**

156,134

(c) *Details of Foreign institutional investors' (FIIs) holding shares of the company

153

Name of the FII	Address	Date of Incorporation	Country of Incorporation	Number of shares held	% of shares held
1729 CAPITAL	C/O APEX FUND AND CORPORATE 			232,520	0.13
238 PLAN ASSOCIATES 	CITIBANK N.A. CUSTODY SERVICES 			45,227	0.02
ABU DHABI INVESTMENT 	JP Morgan Chase Bank N.A, INDIA 			358,733	0.21
ACADIAN EMERGING 	STANDARD CHARTERED BANK SEC 			93,828	0.05

Name of the FII	Address	Date of Incorporation	Country of Incorporation	Number of shares held	% of shares held
ACADIAN EMERGING I	STANDARD CHARTERED BANK SEC			129,840	0.07
ALASKA PERMANENT	STANDARD CHARTERED BANK SEC			25,661	0.01
ALLIANZ GLOBAL INV	JP Morgan Chase Bank N.A, INDIA			41,272	0.02
AMERICAN CENTURY I	DEUTSCHE BANK AG, DB HOUSE, F			25,337	0.01
AMERICAN CENTURY I	DEUTSCHE BANK AG, DB HOUSE H			3,241	0
AMERICAN CENTURY I	DEUTSCHE BANK AG, DB HOUSE, F			521,651	0.3
AMERICAN CENTURY I	HSBC SECURITIES SERVICES 11TH F			2,032	0
AMERICAN CENTURY I	HSBC SECURITIES SERVICES 11TH F			25,694	0.01
AUSTRALIANSUPER	JP Morgan Chase Bank N.A, INDIA			1,018,300	0.6
BLACKROCK FUNDS I	JP Morgan Chase Bank N.A, India S			621	0
BNP PARIBAS FINANC	BNP PARIBAS HOUSE 1 NORTH AV			6,692	0
BUMA-UNIVERSAL-FO	JP Morgan Chase Bank N.A, INDIA			26,439	0.01
CALIFORNIA STATE TE	HSBC SECURITIES SERVICES 11TH F			37,202	0.02
CASSINI PARTNERS, L	CITIBANK N.A. CUSTODY SERVICES			184,352	0.1
CI WISDOMTREE EMEF	HSBC SECURITIES SERVICES 11TH F			1,157	0
CITIGROUP GLOBAL M	CITIBANK N.A. CUSTODY SERVICES			10,510	0
CITY OF NEW YORK GF	HSBC SECURITIES SERVICES 11TH F			98,511	0.05
COLLEGE RETIREMENT	DEUTSCHE BANK AG DB HOUSE, H			60,349	0.03
COPTHALL MAURITIUS	JP Morgan Chase Bank N.A, INDIA			2,071	0
DFA AUSTRALIA LIMIT	CITIBANK N.A. CUSTODY SERVICES			4,613	0
DFA AUSTRALIA LIMIT	CITIBANK N.A. CUSTODY SERVICES			21,459	0.01

VII. *NUMBER OF PROMOTERS, MEMBERS, DEBENTURE HOLDERS
(Details, Promoters, Members (other than promoters), Debenture holders)

Details	At the beginning of the year	At the end of the year
Promoters	19	19
Members (other than promoters)	143,595	156,115
Debenture holders	1	1

VIII. DETAILS OF DIRECTORS AND KEY MANAGERIAL PERSONNEL

(A) *Composition of Board of Directors

Category	Number of directors at the beginning of the year		Number of directors at the end of the year		Percentage of shares held by directors as at the end of year	
	Executive	Non-executive	Executive	Non-executive	Executive	Non-executive
A. Promoter	1	2	1	1	0.27	0.58
B. Non-Promoter	1	8	1	7	0	0
(i) Non-Independent	1	2	1	2	0	0
(ii) Independent	0	6	0	5	0	0
C. Nominee Directors representing	0	0	0	0	0	0
(i) Banks & FIs	0	0	0	0	0	0
(ii) Investing institutions	0	0	0	0	0	0
(iii) Government	0	0	0	0	0	0
(iv) Small share holders	0	0	0	0	0	0
(v) Others	0	0	0	0	0	0
Total	2	10	2	8	0.27	0.58

Number of Directors and Key managerial personnel (who is not director) as on the financial year end date

12

(B) (i) *Details of directors and Key managerial personnel as on the closure of financial year

Name	DIN/PAN	Designation	Number of equity share(s) held	Date of cessation (after closure of financial year : If any)
SHRI HARSH PATI SII	00086742	Managing Director	454,650	

Name	DIN/PAN	Designation	Number of equity share(s) held	Date of cessation (after closure of financial year : If any)
SHRI ANOOP SETH	00239653	Director	0	
SHRI BHARAT ANAND	02806475	Director	0	
SMT. DEEPA GOPAL	07862942	Director	0	
SHRI HARSHAVARDH	00047466	Director	0	
SHRI RAJYA VARDHA	00003792	Director	0	
SHRI SANDIP SOMAN	00053597	Director	0	
SHRI SUSHIL KUMAR	00309302	Director	0	
SMT. VINITA SINGHA	00042983	Director	732,350	
SHRI AMAR SINGH M	00030694	Director	0	
SHRI KARUPPAN CHE	AAOPV2899N	CFO	0	
SHRI PRADEEP JOSHI	ADHPJ6528L	Company Secretary	0	

(ii) Particulars of change in director(s) and Key managerial personnel during the year

6

Name	DIN/PAN	Designation at the beginning / during the financial year	Date of appointment/ change in designation/ cessation	Nature of change (Appointment/ Change in designation/ Cessation)
SHRI RAJYA VARDHA	00003792	Director	04/09/2024	Appointment
SHRI SANDIP SOMAN	00053597	Director	04/09/2024	Appointment
SHRI DHIRENDRA J	00153773	Director	03/09/2024	Cessation
SHRI SUSHIL KUMAR	00309302	Director	23/08/2024	Change in Designation
SHRI DEEPAK GUPTA	ABSPG5513H	Company Secretary	08/11/2024	Cessation
SHRI PRADEEP JOSHI	ADHPJ6528L	Company Secretary	13/12/2024	Appointment

IX. MEETINGS OF MEMBERS/CLASS OF MEMBERS/BOARD/COMMITTEES OF THE BOARD OF DIRECTORS

A. MEMBERS/CLASS /REQUISITIONED/NCLT/COURT CONVENED MEETINGS

Number of meetings held

Type of meeting	Date of meeting	Total Number of Members entitled to attend meeting	Attendance	
			Number of members attended	% of total shareholding
AGM	03/09/2024	142,357	96	49.68

B. BOARD MEETINGS

*Number of meetings held

S. No.	Date of meeting	Total Number of directors associated as on the date of meeting	Attendance	
			Number of directors attended	% of attendance
1	29/04/2024	11	10	90.91
2	16/05/2024	11	10	90.91
3	24/07/2024	11	10	90.91
4	04/11/2024	10	9	90
5	13/12/2024	10	10	100
6	29/01/2025	10	9	90

C. COMMITTEE MEETINGS

Number of meetings held

S. No.	Type of meeting	Date of meeting	Total Number of Members as on the date of the meeting	Attendance	
				Number of members attended	% of attendance
1	Audit Committee	16/05/2024	4	3	75
2	Audit Committee	24/07/2024	4	3	75
3	Audit Committee	04/11/2024	4	3	75
4	Audit Committee	13/12/2024	4	4	100
5	Audit Committee	29/01/2025	4	4	100
6	CSR Committee	16/05/2024	4	3	75
7	CSR Committee	29/01/2025	4	4	100
8	Nomination and Remuneration Committee	16/05/2024	3	3	100
9	Nomination and Remuneration Committee	04/11/2024	3	3	100
10	Nomination and Remuneration Committee	13/12/2024	3	3	100

D. *ATTENDANCE OF DIRECTORS

S. No.	Name of the director	Board Meetings			Committee Meetings			Whether attended AGM held on
		Number of Meetings which director was entitled to attend	Number of Meetings attended	% of attendance	Number of Meetings which director was entitled to attend	Number of Meetings attended	% of attendance	
								(Y/N/NA)
1	SHRI HARSH	6	6	100	16	16	100	
2	SHRI ANOOP	6	6	100	4	4	100	
3	SHRI BHARAT	6	5	83.33	1	1	100	
4	SMT. DEEPA	6	6	100	19	11	57.89	
5	SHRI HARSH	6	5	83.33	7	4	57.14	
6	SHRI RAJYA	6	5	83.33	11	6	54.55	
7	SHRI SANDIP	6	4	66.67	4	4	100	
8	SHRI SUSHIL	6	6	100	15	11	73.33	
9	SMT. VINITA	6	6	100	0	0	0	
10	SHRI AMAR S	6	6	100	23	23	100	

X. *REMUNERATION OF DIRECTORS AND KEY MANAGERIAL PERSONNEL
☐ Nil

Number of Managing Director, Whole-time Directors and/or Manager whose remuneration details to be entered

2

S. No.	Name	Designation	Gross Salary	Commission	Stock Option/ Sweat equity	Others	Total Amount
1	Shri Harsh Pati Singh	Managing Director	93,300,000	250,000,000	0	50,643,492	393,943,492
2	Shri A.S. Mehta	President & Director	22,275,000	10,000,000	0	39,554,769	71,829,769
	Total		115,575,000	260,000,000	0	90,198,261	465,773,261

Number of CEO, CFO and Company secretary whose remuneration details to be entered

3

S. No.	Name	Designation	Gross Salary	Commission	Stock Option/ Sweat equity	Others	Total Amount
1	SHRI KARUPPAN C	CFO	8,430,000	0	0	21,637,792	30,067,792
2	SHRI DEEPAK GUPTA	Company Secretary	1,647,667	0	0	3,414,154	5,061,821

S. No.	Name	Designation	Gross Salary	Commission	Stock Option/ Sweat equity	Others	Total Amount
3	SHRI PRADEEP J C	Company Secretary	650,323	0	0	1,614,180	2,264,503
	Total		10,727,990	0	0	26,666,126	37,394,116

Number of other directors whose remuneration details to be entered

9

S. No.	Name	Designation	Gross Salary	Commission	Stock Option/ Sweat equity	Others	Total Amount
1	SHRI ANOOP SETHI	Director	0	1,700,000	0	585,000	2,285,000
2	SMT. DEEPA GOPAL	Director	0	1,700,000	0	685,000	2,385,000
3	SHRI DHIRENDRA	Director	0	726,000	0	180,000	906,000
4	SHRI HARSHAVAR	Director	0	1,700,000	0	525,000	2,225,000
5	SHRI RAJYA VARDH	Director	0	1,700,000	0	475,000	2,175,000
6	SHRI SANDIP SOM	Director	0	1,700,000	0	390,000	2,090,000
7	SHRI SUSHIL KUM	Director	0	1,700,000	0	760,000	2,460,000
8	SHRI BHARAT ANA	Director	0	1,700,000	0	375,000	2,075,000
9	SMT. VINITA SING	Director	0	1,700,000	0	360,000	2,060,000
	Total		0	14,326,000	0	4,335,000	18,661,000

XI. MATTERS RELATED TO CERTIFICATION OF COMPLIANCES AND DISCLOSURES

* A. Whether the company has made compliances and disclosures in respect of applicable provisions of the Companies Act, 2013 during the year ☒ Yes ☐ No

B. If No, give reasons/observations

XII. PENALTY AND PUNISHMENT - DETAILS THEREOF

(A) DETAILS OF PENALTIES / PUNISHMENT IMPOSED ON COMPANY/DIRECTORS /OFFICERS ☒ Nil

Name of the company/ directors/ officers	Name of the court/ concerned Authority	Date of Order	Name of the Act and section under which penalised / punished	Details of penalty/ punishment	Details of appeal (if any) including present status

(B) DETAILS OF COMPOUNDING OF OFFENCES ☒ Nil

Name of the company/ directors/ officers	Name of the court/ concerned Authority	Date of Order	Name of the Act and section under which offence committed	Particulars of offence	Amount of compounding (in Rupees)

XIII. Whether complete list of shareholders, debenture holders has been enclosed as an attachment

☐ Yes ☒ No

(In case of 'No', submit the details separately through the method specified in instruction kit)

XIV. COMPLIANCE OF SUB-SECTION (2) OF SECTION 92, IN CASE OF LISTED COMPANIES

In case of a listed company or a company having paid up share capital of Ten Crore rupees or more or turnover of Fifty Crore rupees or more, details of company secretary in whole time practice certifying the annual return in Form MGT-8.

Name

NAMO NARAIN AGARWAL

Whether associate or fellow

☐ Associate ☒ Fellow

Certificate of practice number

3331

I/We certify that:

(a) The return states the facts, as they stood on the date of the closure of the financial year aforesaid correctly and adequately.

(b) Unless otherwise expressly stated to the contrary elsewhere in this Return, the Company has complied with all the provisions of the Act during the financial year.

Declaration

I am Authorised by the Board of Directors of the company vide resolution no. ...

dated

(DD/MM/YYYY) to sign this form and declare that all the requirements of the Companies Act, 2013 and the rules made thereunder in respect of the subject matter of this form and matters incidental thereto have been complied with. I further declare that:

1. Whatever is stated in this form and in the attachments thereto is true, correct and complete and no information material to the subject matter of this form has been suppressed or concealed and is as per the original records maintained by the company.
2. All the required attachments have been completely and legibly attached to this form.

Note: Attention is also drawn to the provisions of Section 447, section 448 and 449 of the Companies Act, 2013 which provide for punishment for fraud, punishment for false statement and punishment for false evidence respectively.

To be digitally signed by

Director

DIN of the director

To be digitally signed by

- ☐ Company Secretary
- ☐ Company secretary in practice

Membership number

Certificate of practice number

Attachments

1. List of share holders, debenture holders
2. Approval letter for extension of AGM;
3. Copy of MGT-8;
4. Optional Attachement(s), if any

Attach

Attach

Attach

Attach

List of attachments

Remove attachment

Modify

Check Form

Prescrutiny

Submit

This eForm has been taken on file maintained by the Registrar of Companies through electronic mode and on the basis of statement of correctness given by the company